



---

# ANNUAL INSTITUTIONAL RESEARCH REPORT

2021-2022

---

NEW YORK COLLEGE OF HEALTH PROFESSIONS  
6801 Jericho Turnpike, Syosset, NY 11791

The New York College of Health Professions conducts ongoing review of the institution and the programs, and the outcome measures outlined in this report are inclusive of all measures of institutional effectiveness. The College uses this information introspectively to review program outcomes with regard to retention rate, graduation rate, licensure examination pass rate, licensure rate, and job placement rate.

Students enroll at New York College of Health Professions to become licensed professionals in the fields of massage therapy, acupuncture, and Chinese herbology.

To compile the data found in this report, the College conducted alumni surveys, gathered board results from both the National Certification Commission for Acupuncture and Oriental Medicine (NCCAOM) and the New York State Education Department (NYSED), and analyzed enrollment reports.

This report is comprehensive in its breadth of information and is accurate at the time of publication. Some data may change over time as alumni seek additional licensure, either in New York or in other states.

Enrollment at the College has been greatly impacted by the COVID-19 Pandemic since Spring 2020 trimester. The ongoing institutional and programmatic accreditation issues have also impacted the College greatly.

The College aims to provide its stakeholders with an opportunity to review relevant information as it pertains to the quality of education at the College.

This Annual Report is available on the College's website at [www.nycollege.edu](http://www.nycollege.edu).

As a stakeholder in the institution, all students, faculty, staff, alumni, and clinic patients have access to this report and are encouraged to provide feedback anonymously at <http://forms.gle/Xfefynu5MjxEHHQT8>.

This current Annual Institutional Research Report contains:

- 1<sup>st</sup> year Retention Rate
- Graduation Rate
- Board Examination Pass Rate
- Licensure Rate
- Job Placement Rate

Data reporting of Retention Rate and Graduation Rate by Amy Kotowski

Data reporting of Board Examination Pass Rate by Michael Kim (GSOM) and Dr. Steven Haffner (MT)

Data reporting of Licensure and Job Placement Rate by Cynthia Cayea

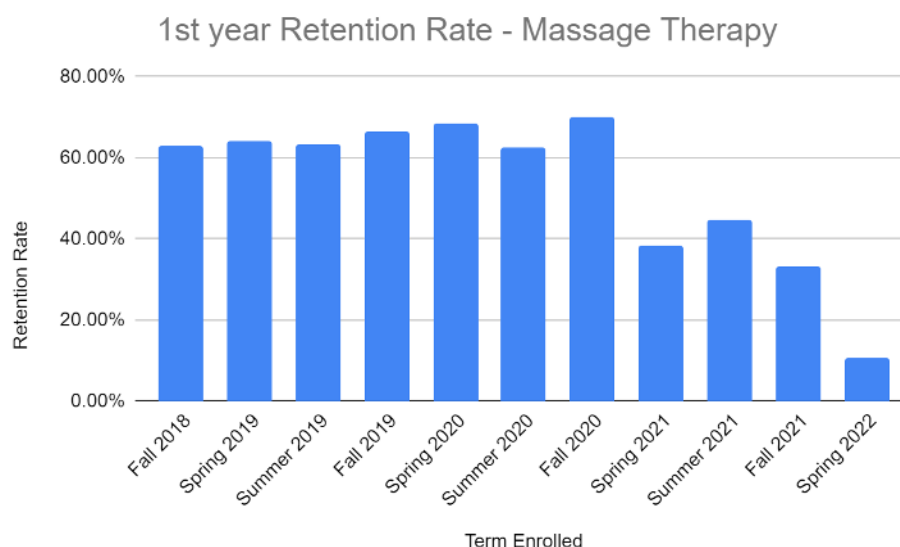
Compilation by Michael Kim

**1<sup>st</sup> year Retention Rate**

1<sup>st</sup> year Retention is defined as continued enrollment for one year since the term of enrollment at the College. The tables below outline the retention rate by program. The date ranges are from Fall 2018 through Spring 2022.

Massage Therapy

Student Enrollment and Retention after One Year of Enrollment - Massage Therapy			
Term Enrolled	Number of Students	Retention after One Year	Retention Rate
Fall 2018	100	63	63.00%
Spring 2019	42	27	64.29%
Summer 2019	38	24	63.16%
Fall 2019	69	46	66.67%
Spring 2020	35	24	68.57%
Summer 2020	16	10	62.50%
Fall 2020	30	21	70.00%
Spring 2021	39	15	38.46%
Summer 2021	29	13	44.83%
Fall 2021	39	13	33.33%
Spring 2022	28	3	10.71%

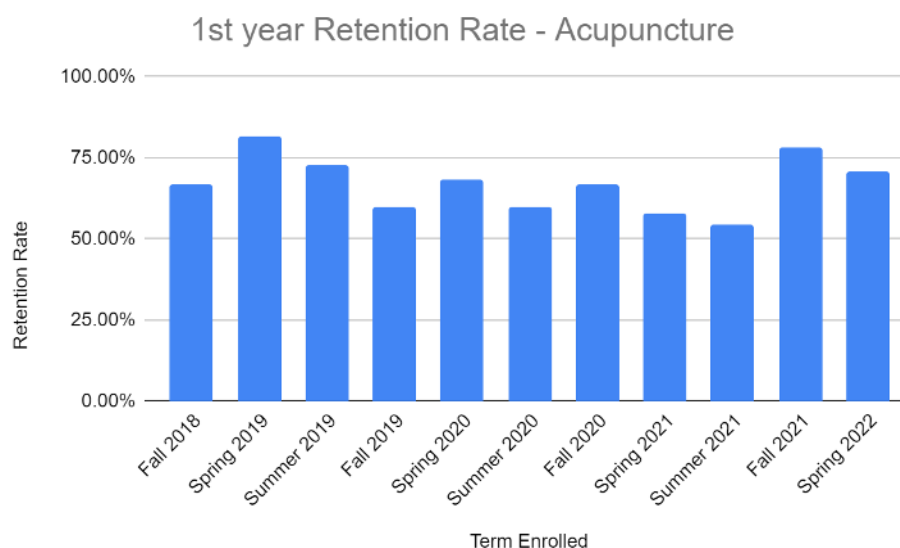


The total retention of massage therapy students is combined 53.23%. The national average for private 2-year institutions is 60.2%.<sup>1</sup> The drastic drop of retention rate beginning Spring 2021 is the result of NYCHP’s Institutional Accreditation issues compounded by COVID-19 pandemic.

<sup>1</sup> <https://www.suny.edu/media/suny/content-assets/documents/powerofsuny/performance-management-system/DRAFT-Retention-Rates-Background-Report.pdf>

Acupuncture

Student Enrollment and Retention after One Year of Enrollment - Acupuncture			
Term Enrolled	Number of Students	Retention after One Year	Retention Rate
Fall 2018	51	34	66.67%
Spring 2019	33	27	81.82%
Summer 2019	22	16	72.73%
Fall 2019	40	24	60.00%
Spring 2020	22	15	68.18%
Summer 2020	15	9	60.00%
Fall 2020	15	10	66.67%
Spring 2021	19	11	57.89%
Summer 2021	11	6	54.55%
Fall 2021	23	18	78.26%
Spring 2022	17	12	70.59%

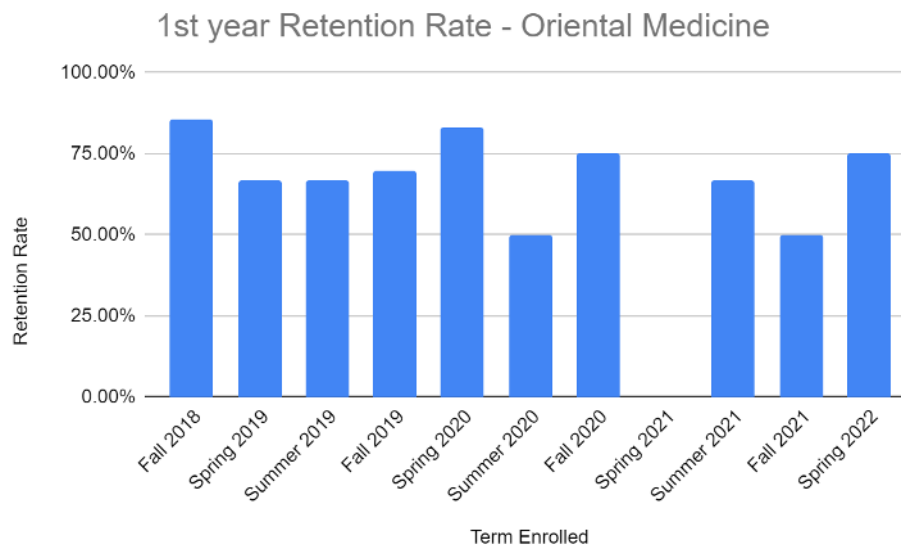


The total retention of acupuncture students is combined 67.03%. The national average for private 4-year institutions is 80.3%.<sup>2</sup> The decrease of enrollment numbers beginning Spring 2020 is related to the COVID-19 pandemic. The retention rate of the students in Spring 2021 and Summer 2021, is the result of NYCHP’s institutional and programmatic accreditation issues. Students who enrolled in Fall 2021 and Spring 2022 were fully aware of NYCHP’s accreditation status prior to enrollment.

<sup>2</sup> <https://www.suny.edu/media/suny/content-assets/documents/powerofsuny/performance-management-system/DRAFT-Retention-Rates-Background-Report.pdf>

Oriental Medicine

Student Enrollment and Retention after One Year of Enrollment - Oriental Medicine			
Term Enrolled	Number of Students	Retention after One Year	Retention Rate
Fall 2018	7	6	85.71%
Spring 2019	9	6	66.67%
Summer 2019	6	4	66.67%
Fall 2019	10	7	70.00%
Spring 2020	6	5	83.33%
Summer 2020	4	2	50.00%
Fall 2020	4	3	75.00%
Spring 2021	5	0	0.00%
Summer 2021	6	4	66.67%
Fall 2021	6	3	50.00%
Spring 2022	4	3	75.00%



The total retention of acupuncture students is combined 62.64%. The national average for private 4-year institutions is 80.3%.<sup>3</sup> The decrease of enrollment numbers beginning Spring 2020 is related to the COVID-19 pandemic. The retention rate of the students in Spring 2021 and Summer 2021, is the result of NYCHP’s institutional and programmatic accreditation issues. Students who enrolled in Fall 2021 and Spring 2022 were fully aware of NYCHP’s accreditation status prior to enrollment.

<sup>3</sup> <https://www.suny.edu/media/suny/content-assets/documents/powerofsuny/performance-management-system/DRAFT-Retention-Rates-Background-Report.pdf>

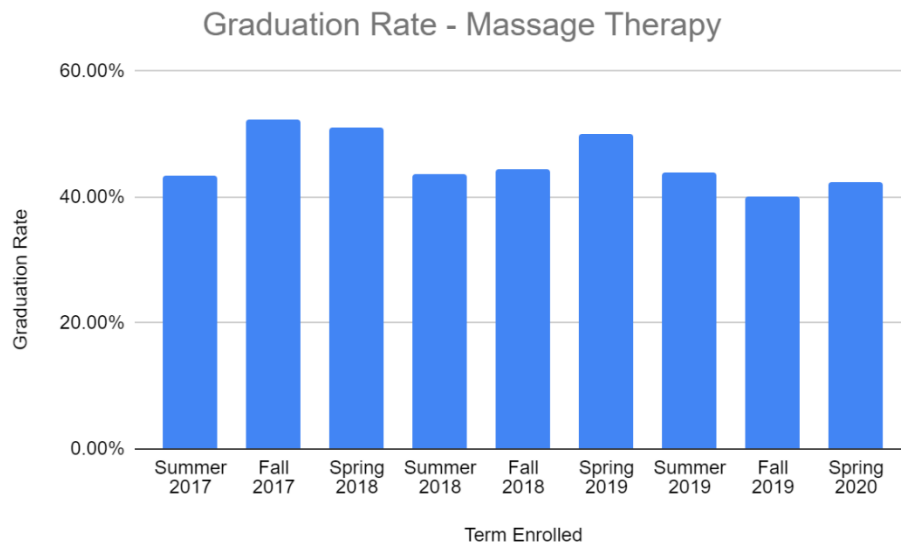
**Graduation Rate**

The graduation rate is a measurement of the number of students who completed the program within the allowed timeframe.

**Massage Therapy**

For the statistical data for graduation rate for massage therapy, a maximum timeframe of three years is allowed by New York State. Therefore, for the three years of reported data, we will be using the statistics on graduation from Summer 2017 to Spring 2020. (Students enrolled in Spring 2020 had three years, until Fall 2022, to graduate.)

Graduation Rate - Massage Therapy			
Term Enrolled	Number of New Students	Number of Graduates	Graduation Rate
Summer 2017	53	23	43.40%
Fall 2017	84	44	52.38%
Spring 2018	51	26	50.98%
Summer 2018	39	17	43.59%
Fall 2018	101	45	44.55%
Spring 2019	42	21	50.00%
Summer 2019	41	18	43.90%
Fall 2019	75	30	40.00%
Spring 2020	40	17	42.50%



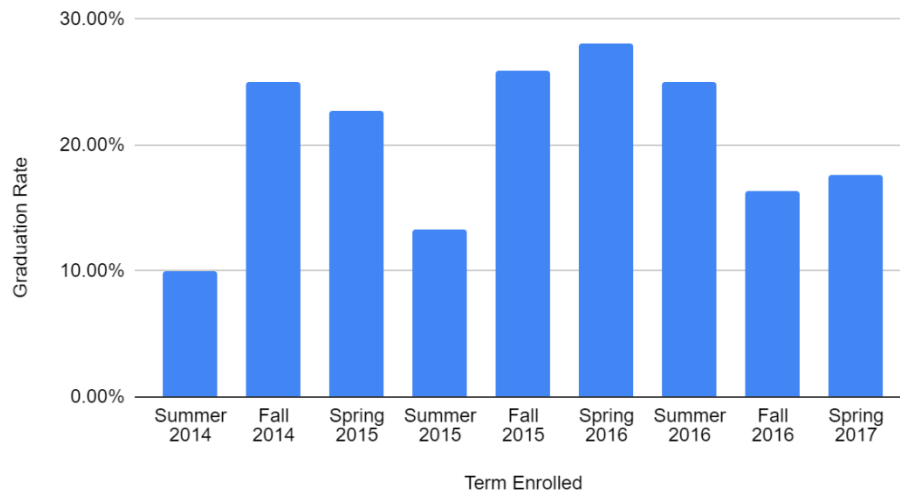
The graduate rate for the School of Massage Therapy for the three-year period is 45.70%

Acupuncture

For the statistical data for graduation rate for acupuncture, a maximum timeframe of six years is allowed by New York State. Therefore, for the three years of reported data, we will be using the statistics on graduation from Summer 2014 through Spring 2017. (Students enrolled in Spring 2017 had six years, until Fall 2022, to graduate.)

Graduation rate by Cohort - Acupuncture			
Term Enrolled	Number of New Students	Number of Graduates	Graduation Rate
Summer 2014	20	2	10.00%
Fall 2014	28	7	25.00%
Spring 2015	22	5	22.73%
Summer 2015	15	2	13.33%
Fall 2015	27	7	25.93%
Spring 2016	32	9	28.13%
Summer 2016	24	6	25.00%
Fall 2016	55	9	16.36%
Spring 2017	17	3	17.65%

Graduation Rate - Acupuncture

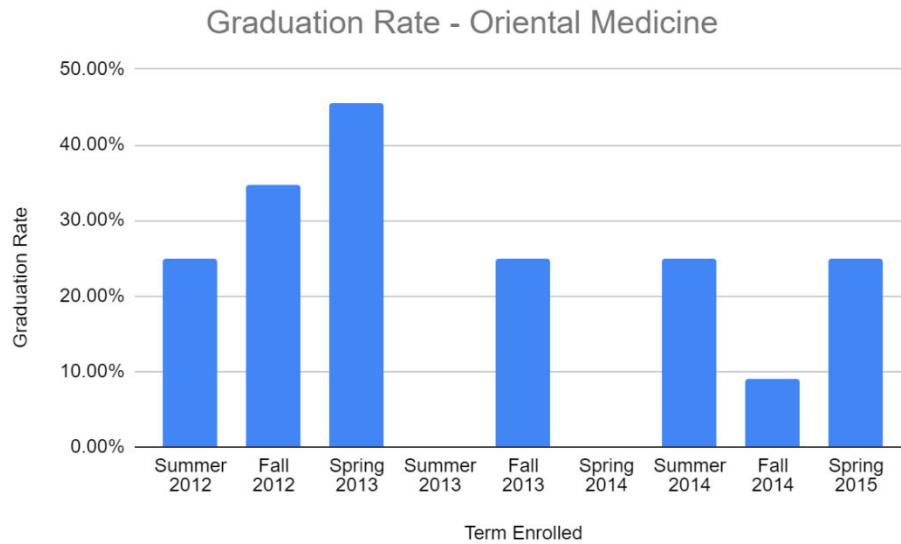


The graduation rate for Graduate School of Oriental Medicine – Acupuncture program is 20.46%.

Oriental Medicine

For the statistical data for graduation rate of oriental medicine, a maximum timeframe of eight years is allowed by New York State. Therefore, for the three years of reported data, we will be using the statistics on graduation from Summer 2012 through Spring 2015. (Students enrolled in Spring 2015 had eight years, until Fall 2022, to graduate.)

Graduation rate by Cohort - Oriental Medicine			
Term Enrolled	Number of New Students	Number of Graduates	Graduation Rate
Summer 2012	16	4	25.00%
Fall 2012	23	8	34.78%
Spring 2013	11	5	45.45%
Summer 2013	10	0	0.00%
Fall 2013	20	5	25.00%
Spring 2014	10	0	0.00%
Summer 2014	8	2	25.00%
Fall 2014	22	2	9.09%
Spring 2015	16	4	25.00%



The graduation rate for Graduate School of Oriental Medicine – Oriental Medicine program is 21.04%.



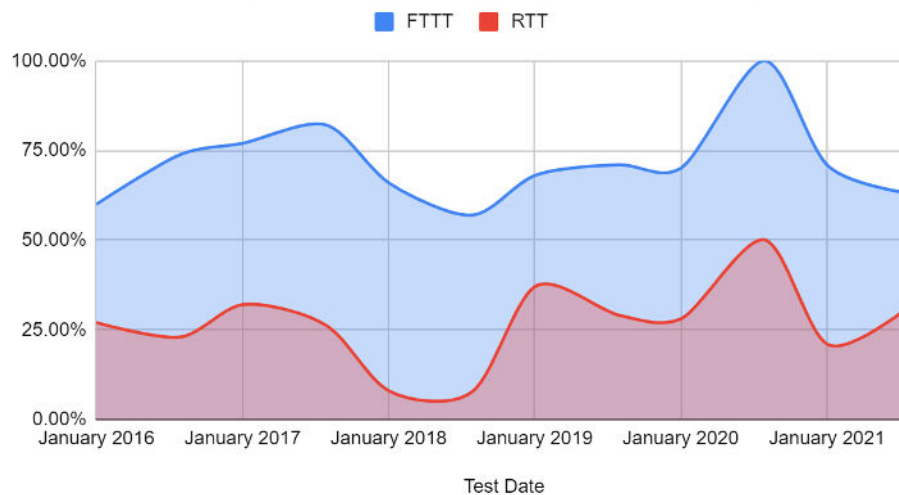
**Board Examination Pass Rate**

Graduates of New York College of Health Professions are qualified to sit either for the New York State Massage Therapy Board Examination (Massage Therapy) or for the National Certification Commissions for Acupuncture and Oriental Medicine (NCCAOM) (Acupuncture and Oriental Medicine).

Massage Therapy

NYS Massage Therapy Licensing Examination			
Test Date	FTTT	RTT	All Candidates
January 2016	60.00%	27.00%	47.00%
August 2016	74.00%	23.00%	63.00%
January 2017	77.00%	32.00%	54.00%
August 2017	82.00%	26.00%	60.00%
January 2018	66.00%	8.00%	47.00%
August 2018	57.00%	8.00%	40.00%
January 2019	68.00%	37.00%	51.00%
August 2019	71.00%	29.00%	59.00%
January 2020	70.00%	28.00%	50.00%
August 2020	100.00%	50.00%	65.00%
January 2021	71.00%	21.00%	53.00%
August 2021	63.00%	32.00%	53.00%

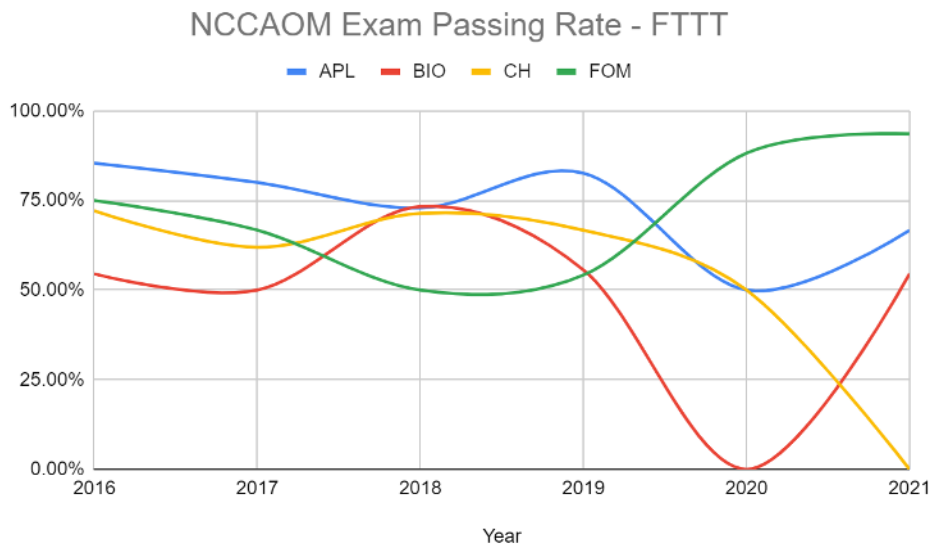
NYS Massage Therapy Licensing Exam Passing Rate

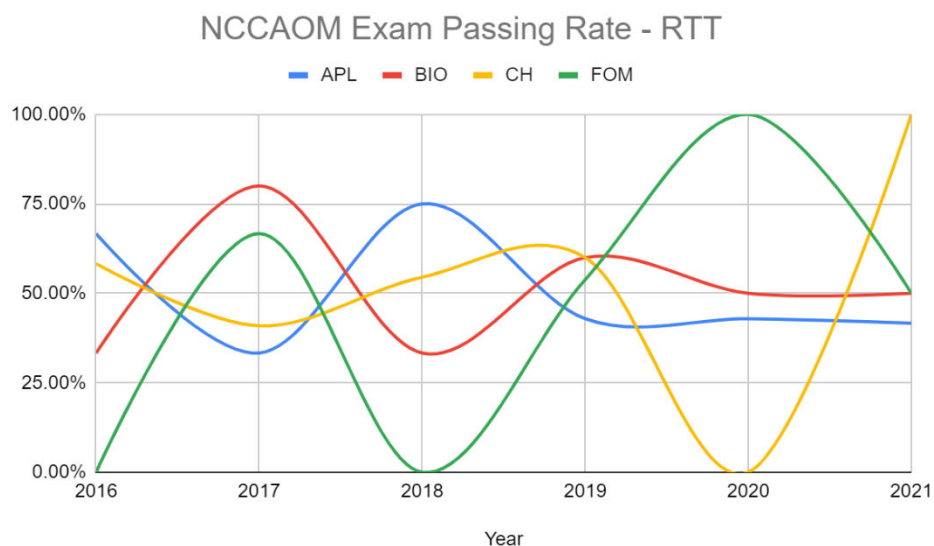


Key: FTTT: First Time Test Takers  
RTT: Repeat Test Takers

Acupuncture & Oriental Medicine

NCCAOM Exam Passage Rate								
Year	APL		BIO		CH		FOM	
	FTTT	RTT	FTTT	RTT	FTTT	RTT	FTTT	RTT
2016	85.40%	66.70%	54.50%	33.30%	72.10%	58.30%	75.00%	0.00%
2017	80.00%	33.30%	50.00%	80.00%	61.90%	40.90%	66.70%	66.70%
2018	72.90%	75.00%	73.30%	33.30%	71.40%	54.50%	50.00%	0.00%
2019	82.60%	42.90%	55.60%	60.00%	66.70%	60.00%	54.20%	53.80%
2020	50.00%	42.90%	0.00%	50.00%	50.00%	0.00%	88.20%	100.00%
2021	66.67%	41.67%	54.55%	50.00%	0.00%	100.00%	93.55%	50.00%





Key: FTTC: First Time Test Takers  
RTT: Repeat Test Takers

APL: Acupuncture with Points Location  
BIO: Biomedicine  
CH: Chinese Herbology  
FOM: Foundations of Oriental Medicine

Note that the NCCAOM examinations required for licensure in New York State are the Acupuncture with Point Location (APL) and Foundations of Oriental Medicine (FOM). To receive NCCAOM’s Diplomat status, graduates would need to also pass the Biomedicine (BIO) examination. There are several states which require students to also pass the Chinese Herbology (CH) examination to be licensed to legally practice acupuncture. All information regarding state licensing examination requirements is found the College’s website at <https://nycollege.edu/licensing-certification/acupuncture-and-oriental-medicine-licensing-information>.

New York State does not require BIO and CH as part of their licensure requirement, therefore students that take BIO and CH are typically pursuing licensure in other states, or NCCAOM’s Diplomat status.

The graduates in the past two years have been doing better on FOM exam than the APL exam. In 2021, APL, BIO, and CH have increased rate than the previous year. As the Comprehensive Exit Exams (graduation exams) has been modified to fit NCCAOM standards, the GSOM department expects the NCCAOM passing rate to increase.

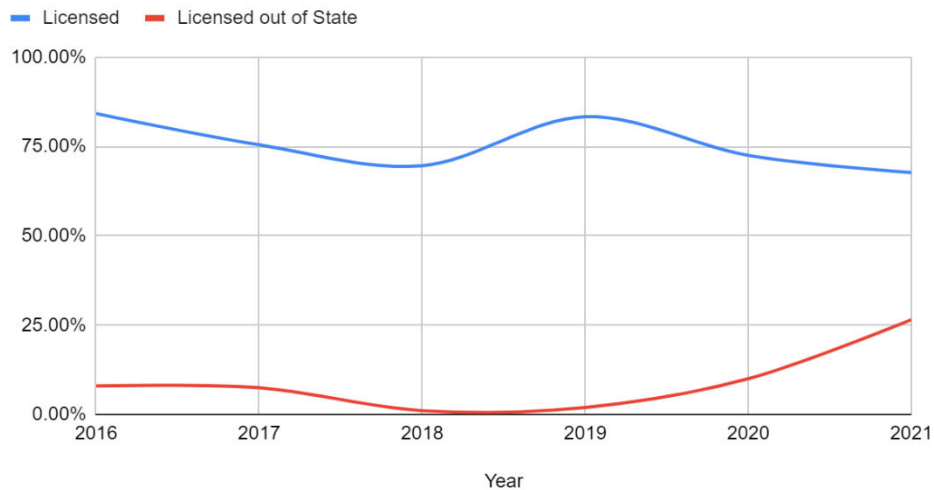
**Licensure Rate**

The College gathers information on the overall licensure status (New York State and other states) as well as if the graduates become licensed in other states.

**Massage Therapy**

Licensure Status - Massage Therapy		
Year	Licensed (Includes other States)	Licensed out of State
2016	84.21%	7.96%
2017	75.47%	7.47%
2018	69.62%	1.06%
2019	83.33%	1.94%
2020	72.50%	10.00%
2021	67.70%	26.53%

Licensure Status - Massage Therapy



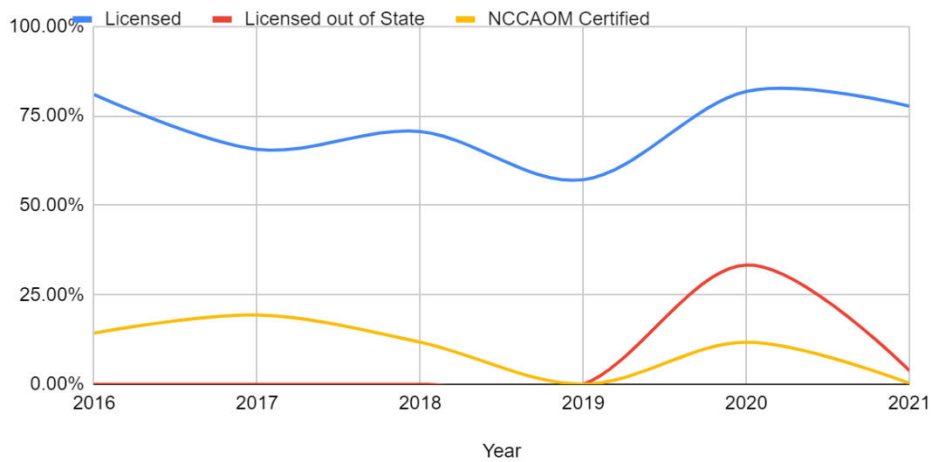
The average licensure rate since 2016 is 75.47% and average out of state licensure rate since 2016 is 9.16%.

For students in the Massage Therapy Program, graduates become Licensed Massage Therapists (LMT) upon passing the New York State Massage Therapy Board Examination. Therefore, the licensure rate is the summary of the Licensing Examination Passage Rate.

Acupuncture & Oriental Medicine

Licensure Status - GSOM			
Year	Licensed (Includes other States)	Licensed out of State	NCCAOM Certified
2016	80.95%	0.00%	14.29%
2017	65.63%	0.00%	19.35%
2018	70.59%	0.00%	11.76%
2019	57.14%	0.00%	0.00%
2020	81.81%	33.33%	11.76%
2021	77.70%	3.84%	0.26%

Licensure Status - GSOM



The average licensure rate since 2016 is 72.30%, average out of state licensure rate since 2016 is 6.20%, average NCCAOM certification rate is 9.57%.

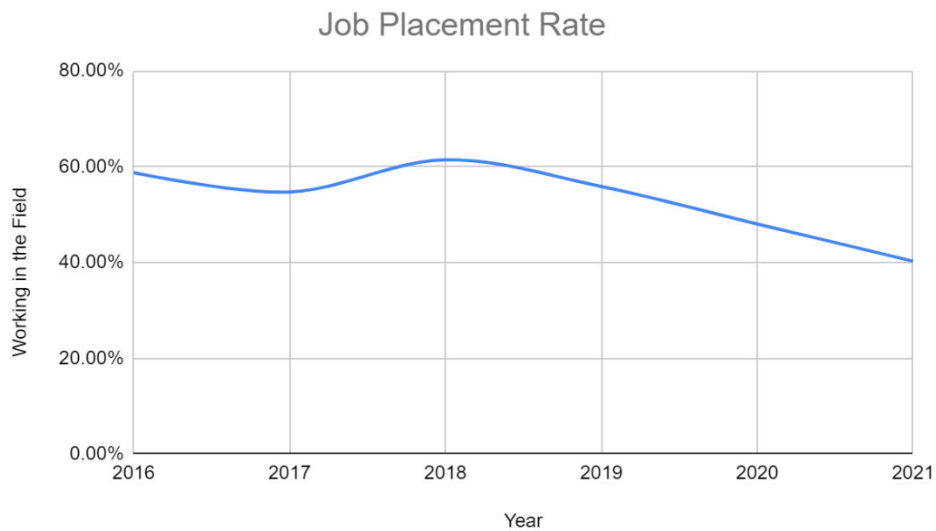
For students in the Acupuncture and Oriental Medicine Program, the licensing requirements differ from state to state. Therefore, the licensure examination pass rate is not directly proportional to the licensure rate.

**Job Placement Rate**

NYCHP also tracks the job placement rates by Alumni Services through email and phone updates, and online surveys.

**Massage Therapy**

Job Placement Rate - Massage Therapy	
Year	Working in the Field (Includes other States)
2016	58.77%
2017	54.72%
2018	61.45%
2019	55.88%
2020	48.05%
2021	40.27%

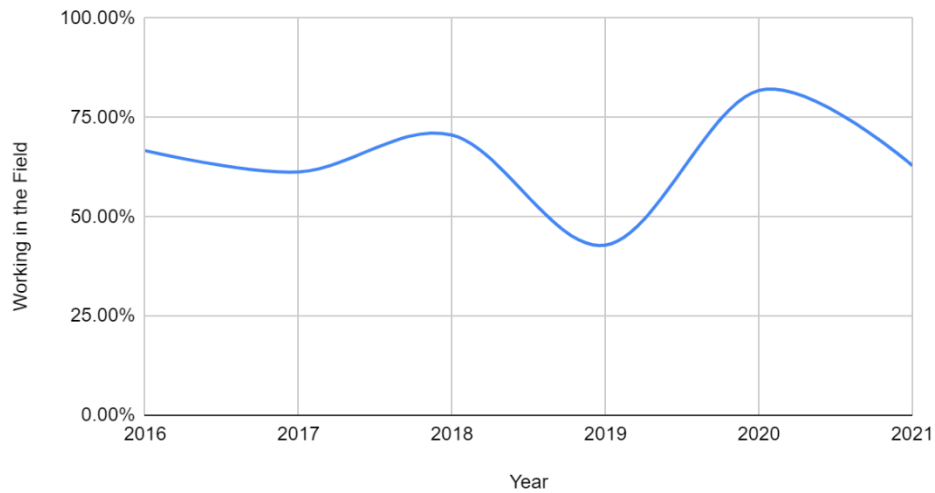


The average job placement rate since 2016 is 53.19%.

Acupuncture and Oriental Medicine

Job Placement Rate - GSOM	
Year	Working in the Field (Includes other States)
2016	66.66%
2017	61.29%
2018	70.58%
2019	42.85%
2020	81.81%
2021	62.90%

Job Placement Rate - GSOM



The average job placement rate since 2016 is 64.35%.

Since the job placement rate was calculated by the alumni who confirmed they were working in the field, divided by the number of graduates reported by the registrar, this method is inaccurate as the rate includes the alumni who did not respond. The actual job placement rate is likely to be significantly higher. However, the current data gives us the minimum value, i.e., the actual rate will not be lower than the collected data.

In the future, the College will discuss calculating the rate based on the total number of respondents to the survey, Also the College will continue to develop methods to obtain more accurate data, as well as increasing the job placement rates.